



ACOUSTIC SOLUTIONS
TRANQUIL

2023 - 2027

2023 - 2027

ACOUSTIC SOLUTIONS
TRANQUIL



ACOUSTIC WALLCOVERINGS

brings optimum noise reducing
acoustical benefits to the home in
beautiful color and styles.

Design for all uses, its mechanical durability and washability
make this wallcovering ideal for heavy-duty use.

Suitable for educational institutions, public spaces, offices,
studios, dining outlets, childcare centres - pretty much
anywhere that requires acoustic treatments.

Quick and easy to install, it offers a cost-effective and
long-term acoustic solution.

SPECIFICATIONS & PRODUCT BENEFITS

Micro-perforated, vinyl on non-woven acoustic polyester backing.

- Acoustic Absorption : NRC 0.25
- Width : 125 cm / 130 cm
- Roll Length : 25 m
- Weight : 890 g/m²
- Thickness : 3.5 mm
- Anti-Microbial : Bio-Pruf treatable for minimum 500ml (upon request)



Fire Resistant : M1 / Euroclass C s3 d0



Eco-Friendly : Phthalate Free Vinyl / ISO 14001 / / Waterbase ink /
Thermal Insulation : 0,08 m² K/W / VOC A+



Good Value : Both Acoustic and Decorative; Durable



Easy Care : Extra Washable and Brushable



Suitable for Heavy-Duty Use ; 640 g/m² vat-dyed PVC



Very Good Lightfastness ≥ 6 (1-8)



Covers Imperfections

CHEVRON

This collection surprises by combining tradition and modernity: a contemporary yesteryear bringing together a genuine linen material and a modern 3D embossing.



SPECIFICATIONS ➔

Backing :
Non-woven

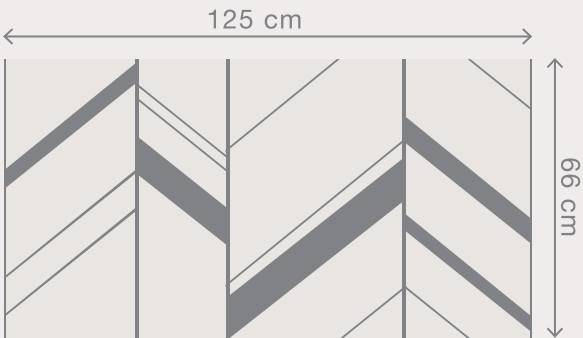
Weight :
890 g/m²

Thickness :
3.5 mm

Roll Size :
125 cm x 25 m

NRC Rating :
0.25

Pattern Match :
Straight Random





AST1001



AST1002



AST1003



AST1004



AST1005



AST1006



AST1007



AST1008



AST1009



AST1010



AST1011



AST1012



AST1013



AST1014



AST1015



AST1016



AST1017



AST1018



AST1019



AST1020



AST1021



AST1022



AST1023



AST1024



AST1025



AST1026



AST1027



AST1028



AST1029



AST1030



AST1031



AST1032



AST1033



AST1034



AST1035

TOILE

← SPECIFICATIONS

Backing :
Non-woven

Weight :
890 g/m²

Thickness :
3.5 mm

Roll Size :
130 cm x 25 m

NRC Rating :
0.25

Pattern Match :
Reverse Random

This collection borrows from traditional linen the originality of the raw material, but also its delicacy and its comforting softness.



STRIPES

A vegetal patchwork with contrasting weaves. Available in 5 exquisite shades with an emerald green and an ochre to complete the timeless neutrals.



SPECIFICATIONS →

Backing :
Non-woven

Weight :
890 g/m²

Thickness :
3.5 mm

Roll Size :
130 cm x 25 m

NRC Rating :
0.25

Pattern Match :
Straight Random



AST1036



AST1037



AST1038



AST1039



AST1040



AST1041



AST1042



AST1043



AST1044

CLOVER

← SPECIFICATIONS

Backing :
Non-woven

Weight :
890 g/m²

Thickness :
3.5 mm

Roll Size :
125 cm x 25 m

NRC Rating :
0.25

Pattern Match :
Reverse Random

A minimalist and elegant dream like decor, with contemporary understatement. Available in a palette of 4 must-have colours.



MESH

Inspired by warm upholstery textiles and authentic vegetal weave, Mesh presents the softness and comfort of textile surfaces.



SPECIFICATIONS →

Backing :
Non-woven

Weight :
890 g/m²

Thickness :
3.5 mm

Roll Size :
130 cm x 25 m

NRC Rating :
0.25

Pattern Match :
Reverse Random



AST1045



AST1046



AST1047



AST1048



AST1049



AST1050



AST1051



AST1052



AST1053



AST1054



AST1055



AST1056



AST1057



AST1058



AST1059



AST1060



AST1061




AST1062



AST1063



AST1064



AST1065



AST1066



AST1067



AST1068



AST1069



AST1070



AST1071



AST1072



AST1073



AST1074



AST1075



AST1076



AST1077

GRAIN

← SPECIFICATIONS

Backing :
Non-woven

Weight :
890 g/m²

Thickness :
3.5 mm

Roll Size :
130 cm x 25 m

NRC Rating :
0.25

Pattern Match :
Reverse Random

A full grained leather look, a fine and timeless material as an acoustic and decorative solution. This authentic and timeless decor gives your walls an understated and exquisite style, creating a welcoming and elegant atmosphere.



TETRIS

A collection inspired by the balanced architectural of modern facades. The design is created using 3D embossing which appears as it catches the light, discrete and audacious at once.



SPECIFICATIONS ➔

Backing :
Non-woven

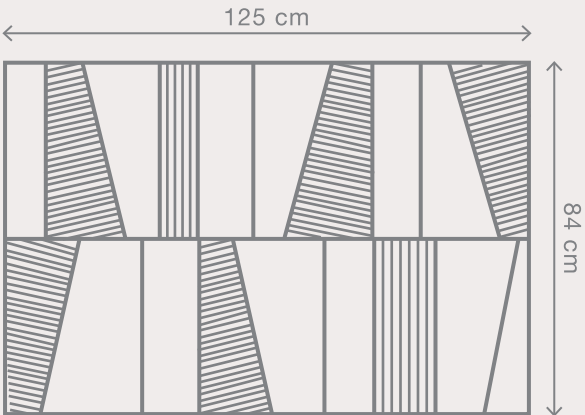
Weight :
890 g/m²

Thickness :
3.5 mm

Roll Size :
125 cm x 25 m

NRC Rating :
0.25

Pattern Match :
Offset Match





AST1078



AST1079



AST1080



AST1081



AST1082



AST1083



AST1084



AST1085



AST1086



AST1087



AST1088



AST1089



AST1090



AST1091



AST1092



AST1093



AST1094



AST1095



AST1096



AST1097



AST1098



AST1099



AST1100



AST1101



AST1102



AST1103



AST1104




AST1105



AST1106



AST1107



AST1108



AST1109



AST1110

BALI

← SPECIFICATIONS

Backing :
Non-woven

Weight :
890 g/m²

Thickness :
3.5 mm

Roll Size :
130 cm x 25 m

NRC Rating :
0.25

Pattern Match :
Reverse Random

This collection borrows from traditional linen the originality of the raw material, but also its delicacy and its comforting softness.



MINERALS

A decor inspired by concrete, an unpolished, minimalist and architectural material. A claim to minimalist aesthetics, as contemporary as it is authentic.



SPECIFICATIONS →

Backing :
Non-woven

Weight :
890 g/m²

Thickness :
3.5 mm

Roll Size :
130 cm x 25 m

NRC Rating :
0.25

Pattern Match :
Reverse Random



AST1111



AST1112



AST1113



AST1114



AST1115



AST1116



AST1117



AST1118



AST1119



AST1120



AST1121



AST1122



AST1123



AST1124



AST1125



AST1126



AST1127



AST1128



AST1129



AST1130

INDEX

Page	Pattern No	Pattern Name	Weight (G/M2)	Pattern Repeat (cm)		Thickness (mm)	Pattern Match	Backing	Roll Size Width x Length (cm) x (m)
				Vertical	Horizontal				
1 - 2	AST1001 - AST1011	CHEVRON	890	0	0	3.5	Straight Random	Acoustic non-woven	125 x 25
3 - 4	AST1012 - AST1035	TOILE	890	0	0	3.5	Reverse Random	Acoustic non-woven	130 x 25
5 - 6	AST1036 - AST1040	STRIPES	890	0	0	3.5	Straight Random	Acoustic non-woven	130 x 25
7 - 8	AST1041 - AST1044	CLOVER	890	0	0	3.5	Reverse Random	Acoustic non-woven	125 x 25
9 - 10	AST1045 - AST1062	MESH	890	0	0	3.5	Reverse Random	Acoustic non-woven	130 x 25
11 - 12	AST1063 - AST1077	GRAIN	890	0	0	3.5	Reverse Random	Acoustic non-woven	130 x 25
13 - 14	AST1078 - AST1086	TETRIS	890	42	0	3.5	Offset Match	Acoustic non-woven	125 x 25
15 - 16	AST1087 - AST1110	BALI	890	0	0	3.5	Reverse Random	Acoustic non-woven	130 x 25
17 - 18	AST1111 - AST1130	MINERALS	890	0	0	3.5	Reverse Random	Acoustic non-woven	130 x 25

INSTALLATION & MAINTENANCE

G U I D E L I N E S

BEFORE YOU BEGIN

Examine the material carefully to ensure that the pattern, colour, and quality are satisfactory and as ordered. Check that the quantity and dimensions match the required specifications, prior to cutting. In the event that any discrepancies are found, STOP and contact Goodrich Global before proceeding.

The wall moisture content should not exceed recommended percentage using a reputable moisture meter, and that active moisture infiltration, condensation, and/or accumulation - particularly in warm, humid climates - is not present. If walls show mould, mildew or visible moisture damage, or if moisture content exceeds recommendations, do not proceed with installation until the condition has been fully corrected under the direction of a qualified professional. Goodrich Global will not be responsible for any performance or quality issues if moisture problems are not addressed before or following installation.

HANGING GUIDELINES

Wallcovering rolls are numbered consecutively and should be cut and installed in reverse sequence, starting with the highest numbered roll. All strips should be hung in sequence as they are cut from the roll, using full widths of material, whenever possible. Install the wallcovering under permanent lighting conditions to evaluate colour and texture uniformity.

When hanging non-reversible or matching patterns, measure the wall height, allowing for pattern match, add 4", and table trim using a straight edge to ensure alignment across seams. Large, dominant pattern repeats require more careful planning as far as starting point, ceiling line, chair rails, door/window headers, etc. Patterns are meant to match at eye level and may run off slightly at the top and bottom of the wall. When hanging textured or random-match patterns, reverse hang alternate strips for a more uniform appearance; overlap and double cut, being careful not to score the wall. If the pattern effect is not acceptable after three strips are hung, re-hang strip #2 without reversing.

If any defect, colour variation, or unacceptable pattern effect is noticeable after three panels are cut and hung, STOP and contact Goodrich Global immediately. Goodrich Global cannot accept any claims on labour or material after more than three strips have been installed.

ADHESIVE APPLICATION

Apply a uniform coat of a premixed vinyl wallcovering adhesive to the surfaces of the wall. Goodrich WA202 adhesive is recommended for heavyweight vinyl wallcovering.

INSTALLATION

Hang the first strip to a plumb line, overlapping the ceiling and baseboard, within 12 minutes of paste application, smoothing upwards using a rubber roller. Smooth from the middle to the outside edges, being careful not to stretch the material, and work out all air bubbles. Do not dent the 2 layers of wallcoverings. Trim at the ceiling and baseboard with a sharp razor blade. For matched patterns, butt the second strip to the edge of the first and smooth out firmly. When double cutting non-matching patterns, place a 2-3" wide strip behind the seam to avoid scoring the wall. Flatten seams exerting light pressure with a seam roller. Lowadhesive painter's tape can be used to keep the face of the seams clean. Before applying the next strip, trim the top and bottom as with the first panel, and proceed in the same manner around the room.

Avoid cutting narrow widths of material for placement above doors and below windows. Vertical joints should not occur less than six inches from inside or outside corners. When trimming at chair rails and ceilings, always use a broad knife rather than a straight edge. Take extra care in keeping the adhesive off the face of the wallcovering.

Remove excess adhesive immediately with a natural sponge, frequently rinsed in clear, warm water, and dry with a soft, lint free cloth. After installation, the walls and wallcovering should be monitored for potential moisture or vapour infiltration, which must be promptly eliminated.

MAINTENANCE

Most wallcovering is easily cleaned using clear, warm water and mild soap with a natural sponge. A soft cloth or towel should only be used to tamp dry (do not rub). Stubborn stains can be removed with a laundry spot remover or rubbing alcohol. Do not use solvent-based cleaning agents, lacquer thinners, nail polish remover, pine oil, or cleaning agents containing bleach, which may cause discoloration over time.

Note: The above is intended only as a guideline. Wallcovering installations must conform to current hanging instructions included with each shipment. The installer has final responsibility for proper installation and evaluation of jobsite conditions.

ACOUSTIC SOLUTIONS TRANQUIL

2023 - 2027

Stay Connected - www.goodrichglobal.com | info@goodrichglobal.com

 /Goodrich.Global.Singapore

 /goodrich_global

 /GoodrichGlobal

 /goodrichglobal

 /GoodrichGlobal

 /goodrichglobal

 /GoodrichGlobalOfficial

SINGAPORE [HQ] | MALAYSIA | THAILAND | VIETNAM | MYANMAR | INDIA | INDONESIA | UNITED ARAB EMIRATES | PHILIPPINES | CHINA | HONG KONG (CHINA)

Copyright © 2023 Goodrich Global. All rights reserved.